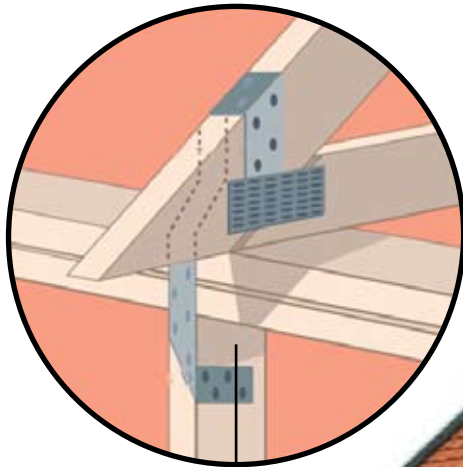


MAKE YOUR HOME SAFE

HURRICANE STRAPS


Designed to help hold the roof to the walls; inspect attic for hurricane straps of galvanized metal. You may need to call a professional to retrofit your home with hurricane straps.



WINDOW TREATMENT

- Measure each window in your home horizontally and vertically, adding an additional 8 inches both ways for overlap.
- Drill holes in the plywood the same diameter as the bolts or screws you will be using, two inches from the edge.
- Hold the plywood up to the window and place washers over the hole, use the lag screws or expansion bolts to secure the plywood to your house.


5/8-in. thick plywood



Drill four holes in center to relieve pressure during hurricane.

Holes at 12-in. intervals

Source: FEMA, U.S. National Hurricane Center, MCT, Shutterstock



Landscaping
Replace gravel and rock with mulch.

Trees and shrubs
Trim trees and shrubs frequently. Remove excess foliage from center of trees to allow wind to blow through them. Remove loose, rotten branches.

Loose items

Move outdoor furniture, garbage cans, debris and loose items inside and encourage neighbors to do likewise.